

LA-5278-MS

INFORMAL REPORT

C.3 23

CIC-14 REPORT COLLECTION  
**REPRODUCTION  
COPY**

# Decay of Overdriven Detonations in Nitromethane


LOS ALAMOS NATIONAL LABORATORY  
3 9338 00390 3282



**los alamos**  
**scientific laboratory**

of the University of California

LOS ALAMOS, NEW MEXICO 87544



UNITED STATES  
ATOMIC ENERGY COMMISSION  
CONTRACT W-7405-ENG. 36

This report was prepared as an account of work sponsored by the United States Government. Neither the United States nor the United States Atomic Energy Commission, nor any of their employees, nor any of their contractors, subcontractors, or their employees, makes any warranty, express or implied, or assumes any legal liability or responsibility for the accuracy, completeness or usefulness of any information, apparatus, product or process disclosed, or represents that its use would not infringe privately owned rights.

In the interest of prompt distribution, this LAMS report was not edited by the Technical Information staff.

Printed in the United States of America. Available from  
National Technical Information Service  
U. S. Department of Commerce  
5285 Port Royal Road  
Springfield, Virginia 22151  
Price: Printed Copy \$3.00; Microfiche \$0.95

LA-5278-MS

INFORMAL REPORT

UC-34

ISSUED: May 1973



# Decay of Overdriven Detonations in Nitromethane

by

W. Fickett



DECAY OF OVERDRIVEN DETONATIONS IN NITROMETHANE

by  
W. Fickett

ABSTRACT

The decay rates of overdriven detonations initiated by Composition B and PBX9404 are calculated. These calculations were requested in connection with a proposal to use the measured rate of luminosity decay of an overdriven nitromethane detonation to obtain a qualitative picture of the profile of the initiating wave.

I. INTRODUCTION

An experimental method is being developed for inferring the pressure profile near the front in a shock or detonation wave by observing the decay of light intensity in an overdriven nitromethane detonation initiated by the shock or detonation in question.

As part of this effort, we have calculated two examples, using the one-dimensional characteristics code RICSHAW. An instantaneous-reaction unsupported CJ detonation in a unit length of PBX9404 or Composition B initiates the overdriven detonation in a semi-infinite slab of nitromethane, Fig. 1. The nitromethane is also assumed to have instantaneous reaction so that the initial match is to its complete-reaction Hugoniot.

II. RESULTS

The results are given in Table I and Figs. 2 and 3. In the RICSHAW characteristic diagrams, Figs. 2a and 3a, the initiation point for the driver explosive is at  $x = 11$ , and the interface between the two explosives is at  $x = 10$ . The variable  $x$  in the remaining figures is in the coordinate system of Fig. 1.

Analytic results for a similar problem suggest a certain presentation of the results. In a material obeying the Walsh EOS (Hugoniot  $U = a + bu$  and

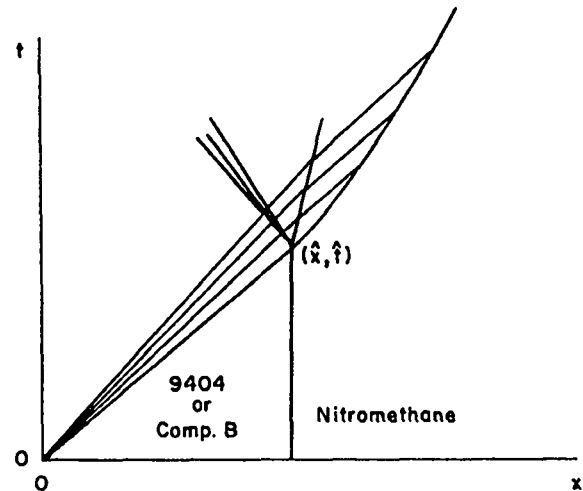


Fig. 1. Overdriven detonation in nitromethane initiated by PBX9404; x-t diagram.

the same p-u locus for the rarefaction) let an initially flat-topped shock be overtaken at  $\hat{x}$ ,  $\hat{t}$  by the head of a rarefaction wave centered at  $x = t = 0$ . The subsequent shock trajectory is given by (exactly):

$$y - a = (\hat{y} - a)(t/\hat{t})^{-1/2}; \quad y \equiv x/t. \quad (1)$$

TABLE I  
DECAY OF OVERDRIVEN DETONATION IN NITROMETHANE

Explosives (Y-law equation of state)

	$\rho_o$	$D_j$	$P_j$	$Y_j$
Nitromethane	1.13	0.6250	141	2.13
PBX9404	1.84	0.8800	356	3.00
Composition B	1.714	0.7991	290	2.769

Nitromethane Front States, Composition B Driver

T	X	P	U	1/SQRT(T)	Y=X/T	Y-YCALC
1.25141	1.00000	.20816	.27896	.89392	.79910	-.00000
1.40340	1.10000	.20201	.27268	.84413	.78381	-.00559
1.55639	1.20000	.19672	.26715	.80157	.77101	-.01010
1.71023	1.30000	.19232	.26245	.76467	.76013	-.01379
1.86475	1.40000	.18859	.25840	.73230	.75077	-.01685
2.01984	1.50000	.18534	.25482	.70363	.74263	-.01940
2.17543	1.60000	.18247	.25161	.67800	.73549	-.02156
2.33144	1.70000	.18002	.24884	.65492	.72916	-.02339
2.48781	1.80000	.17783	.24634	.63400	.72353	-.02495
2.64449	1.90000	.17586	.24407	.61493	.71848	-.02629
2.80145	2.00000	.17408	.24200	.59746	.71392	-.02744
$\infty$	$\infty$	.17102	.19968	0.00000	.62500	0.00000

Nitromethane Front States, PBX9404 Driver

T	X	P	U	1/SQRT(T)	Y=X/T	Y-YCALC
1.13636	1.00000	.23527	.30523	.93808	.88000	.00000
1.28175	1.10000	.22644	.29654	.88259	.85686	-.00805
1.43261	1.20000	.21878	.28956	.83548	.83763	-.01448
1.58275	1.30000	.21230	.28316	.79487	.82136	-.01971
1.73393	1.40000	.20704	.27785	.75942	.80741	-.02402
1.88590	1.50000	.20244	.27313	.72817	.79534	-.02760
2.03880	1.60000	.19839	.26891	.70035	.78478	-.03060
2.19227	1.70000	.19481	.26511	.67539	.77545	-.03314
2.34632	1.80000	.19167	.26175	.65284	.76716	-.03530
2.50086	1.90000	.18895	.25879	.63235	.75974	-.03715
2.65583	2.00000	.18649	.25609	.61362	.75306	-.03874
$\infty$	$\infty$	.17102	.19968	0.00000	.62500	0.00000

We guess that an analogous equation might describe fairly well the decay of the overdriven detonation in nitromethane:

$$y - D_j = (\hat{y} - D_j)(\hat{t}/t)^{-1/2}, \quad (2)$$

where we have replaced the sound speed  $a$  of Eq. (1), to which the shock velocity finally decays, by the nitromethane Chapman-Jouguet detonation velocity  $D_j$ , to which the detonation velocity finally decays. Here, of course,  $y = x/t$  is the trajectory of the detonation front.

In Figs. 2b, 2c and 3b, 3c we have plotted  $y$  and  $p$  from the RICSHAW calculations vs.  $t^{-1/2}$ , as suggested by Eq. (2). The curves are not as linear

as we had hoped, but should still be useful for extrapolation to later times. In Figs. 2d and 3d we show the difference between the RICSHAW  $y$  and that from Eq. (2) ("Y CALC"), to display the non-linearity in more detail.

The magnification ratio, illustrated in Fig. 2a, is the ratio of the length of run of the detonation front in nitromethane to the length of the portion of the profile in the driver explosive which influences it. For example, in Composition B, Fig. 2a, if we measure the nitromethane detonation front history over a travel of 1.1 cm, we can infer (approximately) only the front  $1.1/13 = 0.85$  cm of the Composition B pressure profile.

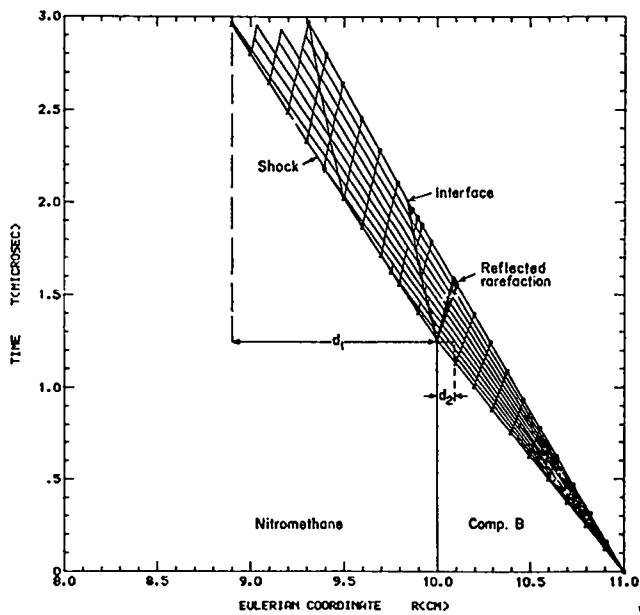


Fig. 2a.

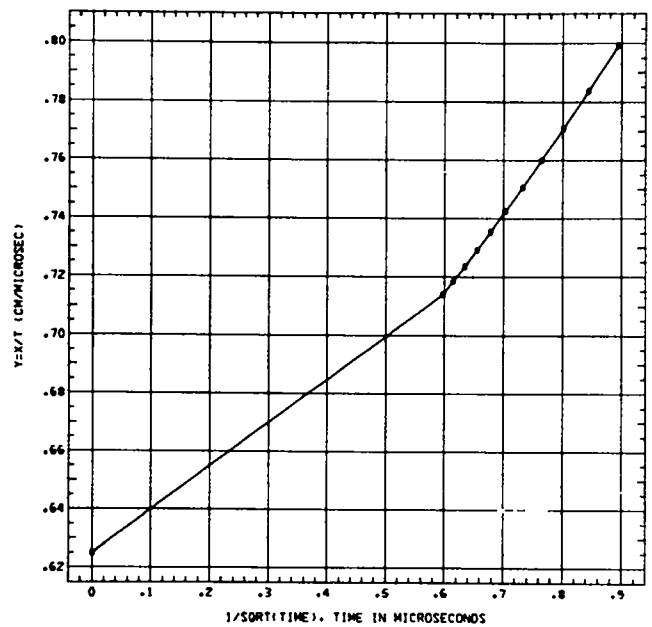


Fig. 2b.

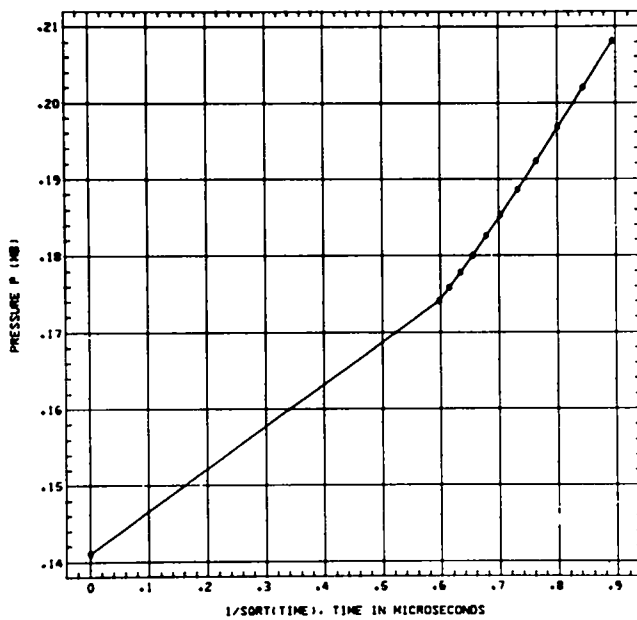


Fig. 2c.

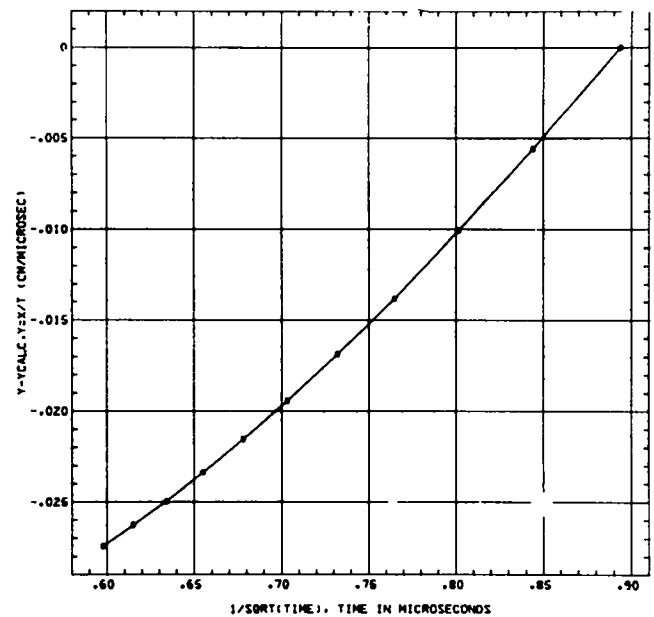


Fig. 2d.

Fig. 2. Composition B/nitromethane

a. Characteristic diagram. The magnification ratio is  $d_1/d_2 = 13$ .

b.  $y$  vs.  $t^{-1/2}$ , see text

c.  $p$  vs.  $t^{-1/2}$

d. Difference between RICSHAW  $y$  and that calculated from Eq. (2) vs.  $t^{-1/2}$

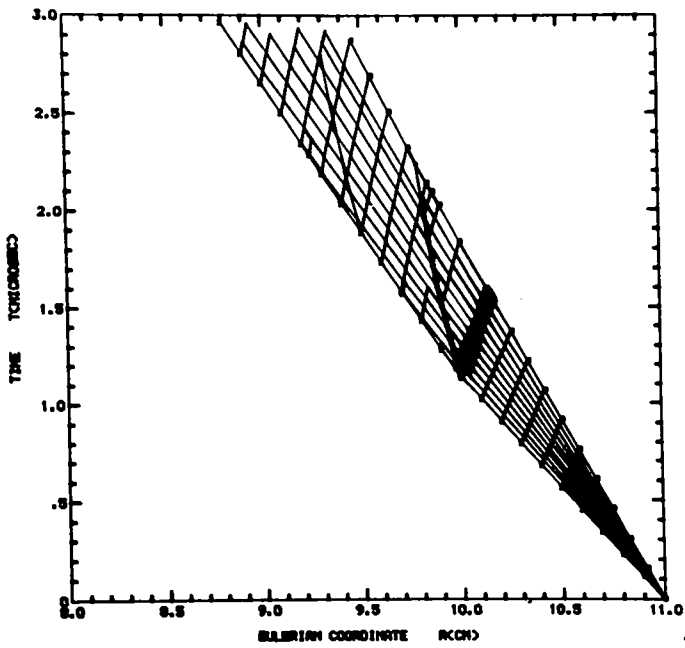


Fig. 3a.

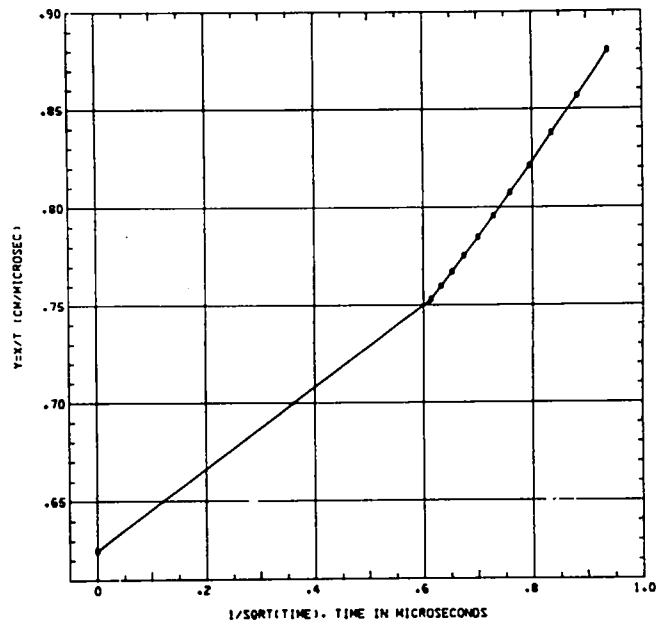


Fig. 3b.

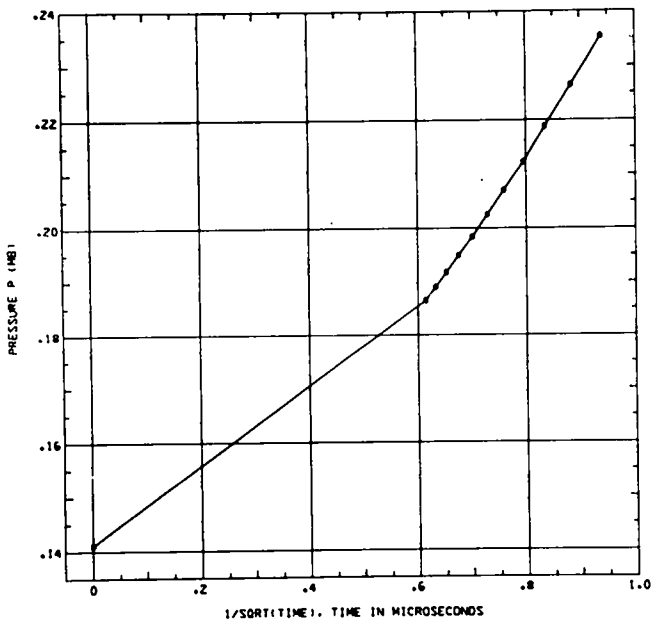


Fig. 3c.

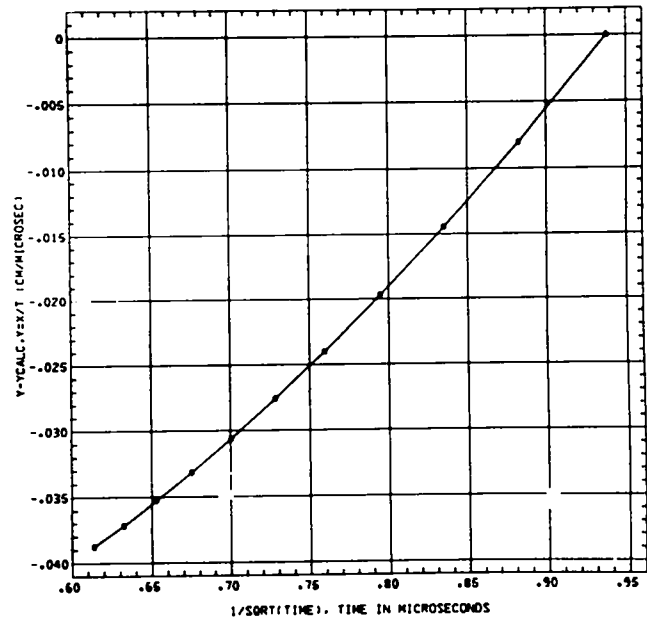


Fig. 3d.

Fig. 3. PBX9404/nitromethane, same as Fig. 2. The magnification ratio is 9.